

Let the hunt begin!

1 The Star: the centre of the hunt

The King, Christian V, was an absolute monarch and, as was the custom in Europe at the time, he demonstrated his power with pomp - and through the hunt! The King was the absolute monarch and he enjoyed 'the divine right of kings'; he was God's direct representative on earth. He owned everything and he ruled over everyone and everything: man, nature, life and death. He was the centre of the kingdom and everything revolved around him. The King's monogramme has been carved into Kongestenen (the King's rock), which is positioned at the centre of the hunting system.

To organise the hunt, and to display his power over nature, King Christian V ordered the establishment of long, ruler-straight roads throughout his hunting grounds. The hunting system included crossroads with numbered roads, so that it was easy to navigate the forest and follow the hunt.

The hunters and the rest of the hunting party congregated at Stjernen (the Star): Here, the hunt for the red deer stag, the king of the forest, began.



1 Task: Road numbers

This is a section of Stjernen (the Star). Add the road numbers in the right order. Use the numbered stones in the Star as a guide.

Follow Seksvejen (road six) to the next clue: The Tree

Give me
a glorious
hunt!

Welcome to Store Dyrehave

Today, everyone is allowed in Danish state-owned forests. However, this was not always the case. The forest and the hunt used to belong to the King alone, and if a peasant was so audacious as to shoot an animal or gather berries from the King's forest, he risked spending endless nights in the dungeon of Frederiksborg Castle in Hillerød.

Store Dyrehave - a royal pantry

In 1618, Christian IV turned Store Dyrehave (great deer park) into a royal hunting forest by surrounding it with a stone wall to keep the game in. This also meant that he could reserve the hunting rights to himself, and he made certain there would always be game to hunt in the deer park. The stone wall still encircles the forest to this day.

The par force hunt - the privilege of privileges

Hunting was a royal privilege. The King could entertain himself and his entourage with 'the good hunt' in his deer park. After the hunt, the king hosted grandiose dinner parties at Frederiksborg Castle.

From 1670, the absolute monarch, King Christian V, transformed all of north-eastern Zealand into a large royal hunting park. As the young heir apparent, he had visited France and had fallen for the French King's magnificent par force style of hunting. Par force means 'by force'.

4 The Tree in the Wetland: The finish

You watch as the stag flees into the swamp and then stops. Its legs give in. It has been running for two hours. It makes a final effort to defend itself against the dogs; but in vain. The deer goes quiet, the dogs have it trapped, and the King is summoned with a signal from the horn.

The stag's death: Imagine the King and his entire hunting party as they arrive at full gallop from the Star. The scene is set for the King to enter the stage as the leading actor in the play. He descends from his horse. In his hand is a hirschfänger - a short, double-edged hunting knife. Alone and almighty, the King faces the stag. The air is heavy with dust, the horses are steaming and the dogs are panting; their tongues hanging from their mouths. The hirschfänger flashes through the air. The knife plunges through the stag's heart.



HA LA LIT, the hunters shout - HERE HE LIES!

The King takes the stag's fast hooves and antlers as trophies. As a reminder of the stag's strength - and his own! He has just killed the largest and fastest animal in the kingdom.

The stag's meat is filled with lactic acid and is unsuited for the King's dinner table. Meat and blood is mixed with bread on the hide and served to the dogs as their reward. The besuchtknecht's scent hound gets the stag's head; it's a special reward.



HERE HE
LIES!



Naturstyrelsen

Par force hunting in the King's forest

A learning experience for the
entire family in Store Dyrehave.

Duration: approx. 1 hour
starting from Kongestjernen

Follow me
to the Star!



Naturstyrelsen

www.naturstyrelsen.dk



United Nations
Educational, Scientific and
Cultural Organization

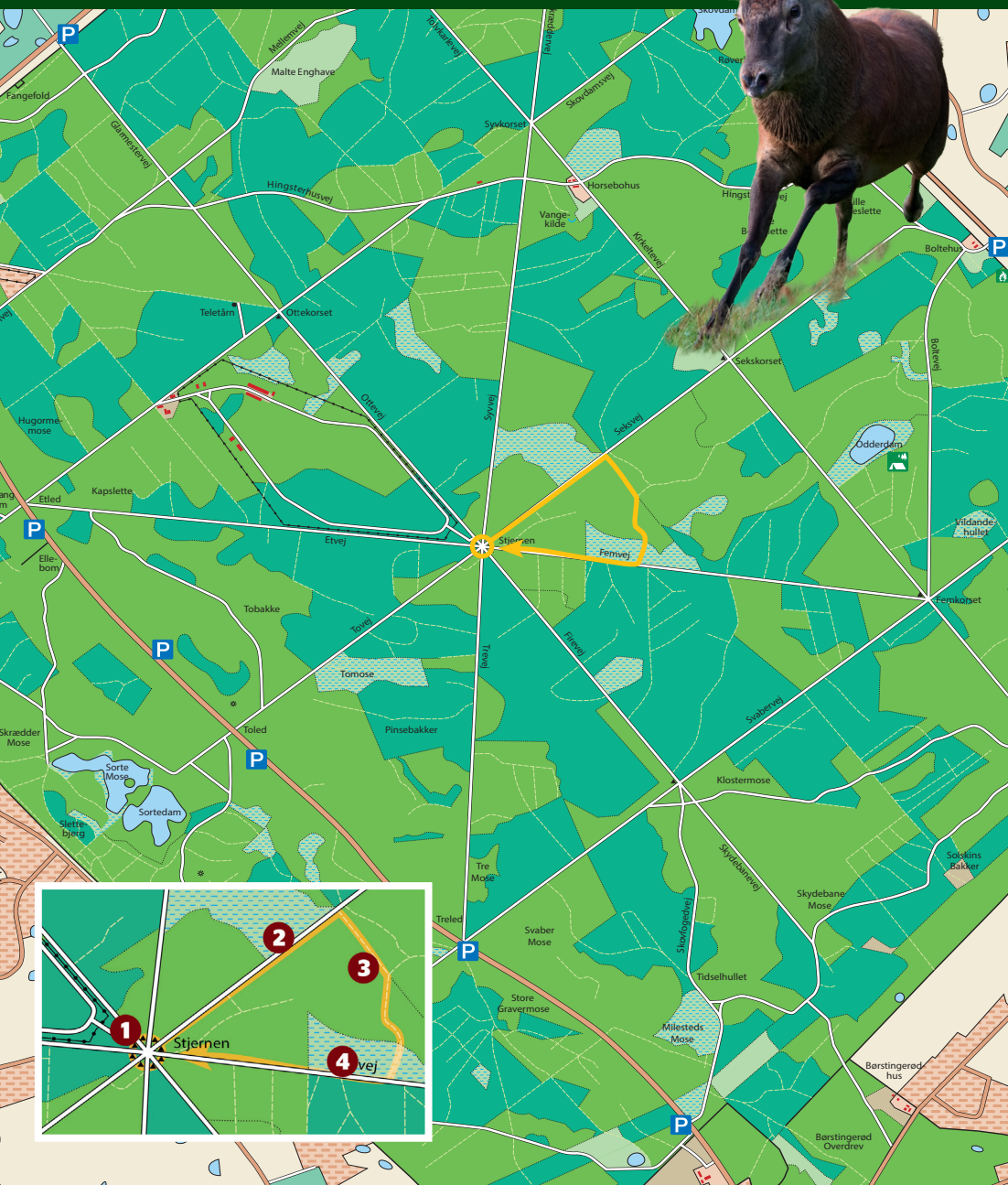


The par force hunting
landscape in North Zealand
inscribed on the World Heritage List in 2015

www.parforce.dk

Join the royal hunt!

Start your journey to the Star (see map). This is the first clue on your route. You are welcome to go by bike to the Star 2km. The par force hunt has left visible traces on the landscape. Come and see for yourself! Notice the long, straight road you are now embarking on. The route is approximately 1.3 km long.



The four clues:

Read the text aloud so that everyone can hear. The clues are unmarked, but they have special characteristics to help you find them using the map and the photos below.




1st clue: The Star



2nd clue: The Tree



3rd clue: The Grooved



4th clue: The Tree in the Wetland



2 The Tree: The quest

Prior to the hunt, the besuchtknecht, a servant of the court, is ordered to track the red deer stags in the forest. He is a frequent visitor of the forest, and with his dog he tracks down the mightiest red deer stags.

2 Task: Help the besuchtknecht

A deer is fleeing but you manage to see its bottom/target. Match the three targets with the picture. Do you think he's seen a red deer? Tick off your answer.

Droppings



There are no longer any red deer in Store Dyrehave

Move on to the 3rd clue. The Grooved Stone

3 Task: What happened to the stone?

On the forest bed you can find split stones similar to this one: stones with grooves or wedge holes. The stone-mason had to make long grooves or several wedge holes in order to split the stone. The large stones in the forests were split on site and they were used in building, for example for the foundations of Frederiksborg Castle in Hillerød. The stones were left behind if the split failed.

Look at the stone and its upper edge. Can you see how the stone was split? Tick off your answer.

3 The Grooved Stone: The hunt

The hunting horn sounds from the Star. The hunt is on! The dogs are released, the horses are alert and ready. The language of the hunt is French.



L'ATTAQUE, the hunters yell - ATTACK HIM!

The dogs set after the deer. The barking, yelling and the sounding of horns resound around the forest. When the dogs get wind of the deer, the hunter shouts: APRES, APRES, MON AMI - AFTER HIM, MY FRIENDS! If the dogs run in the wrong direction, he shouts: C'EST FAUX, MES BEAUX - WRONG WAY, MY BEAUTIES! When the hunters catch sight of the deer, they yodel!

Hurry on to the 4th clue

Imagine that you are in a hunting party. You are waiting at your post, here, between road six and road five. When will it be your turn to hunt the deer? You hear the majestic par force hunting horn. It is sounding the signal for water and, then, one-two-three-four-five!

Road five! This is your cue! Now, it's up to you! Release your dogs and ride towards the wetland area near Femvejen. Who'll get there first and find the deer?

- The stone in this brickwork has been split by long grooves.
- The stone in this brickwork has been split by wedge holes.

